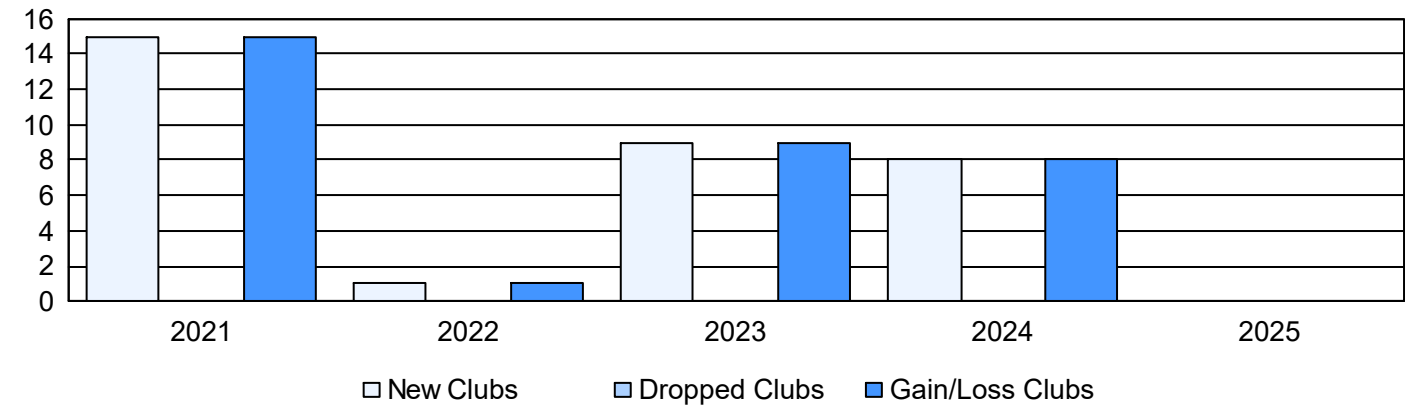
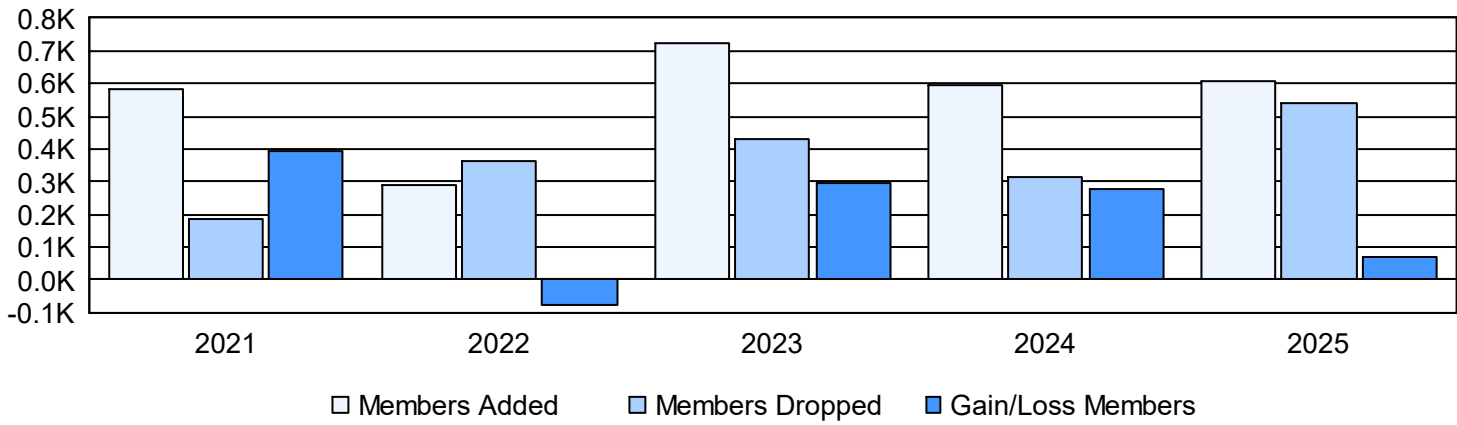


Year	New Clubs	Dropped Clubs	Gain/ Loss Clubs	New Members	Charter Members	Reinstate Members	Transfer Members	Total Member Added	Total Members Dropped	Gain/ Loss Members
2020-2021	15	0	15	205	343	21	11	580	187	393
2021-2022	1	0	1	239	27	13	11	290	365	-75
2022-2023	9	0	9	333	322	68	3	726	433	293
2023-2024	8	0	8	298	217	50	28	593	313	280
2024-2025				267	209	102	30	608	538	70
Average	8	0	8	268	224	51	17	559	367	192

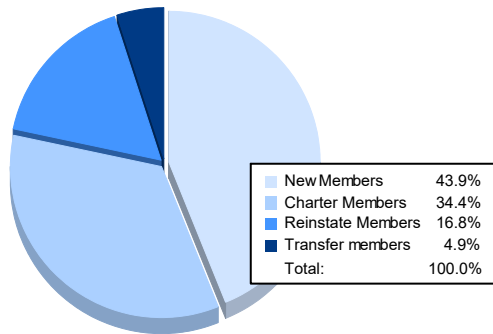
Clubs



Members



### Membership Composition June 2025 Cumulative



### Gender Composition June 2025 Cumulative

